



ETA-Danmark A/S
Göteborg Plads 1
DK-2150 Nordhavn
Tel. +45 72 24 59 00
Internet www.etadanmark.dk

Authorised and notified
according to Article 29 of the
Regulation (EU)
No 305/2011 of the European
Parliament and of the Council
of 9 March 2011

MEMBER OF EOTA



European Technical Assessment ETA-21/0108 of 2021/01/03

I General Part

Technical Assessment Body issuing the ETA and designated according to Article 29 of the Regulation (EU) No 305/2011: ETA-Danmark A/S

Trade name of the construction product:

ROKU® AC Sealant

Product family to which the above construction product belongs:

Fire Stopping & Fire Sealing Products.
Linear joint and gap seals.

Manufacturer:

Rolf Kuhn GmbH
Jägersgrund 10
DE-57339 Emdtebrück
Telephone: +49 2753 59450
www.kuhn-brandschutz.com

Manufacturing plant:

A003

This European Technical Assessment contains:

9 pages including 1 annex which form an integral part of the document

This European Technical Assessment is issued in accordance with Regulation (EU) No 305/2011, on the basis of:

EAD 350141-00-1106 Linear Joint and Gap Seals,
Issued September 2017

This version replaces:

-

Translations of this European Technical Assessment in other languages shall fully correspond to the original issued document and should be identified as such.

Communication of this European Technical Assessment, including transmission by electronic means, shall be in full [except the confidential Annex(es) referred to above]. However, partial reproduction may be made with the written consent of the issuing Technical Assessment Body. Any partial reproduction has to be identified as such.

1 Technical Description of the Product

- 1) ROKU® AC Sealant is a sealant used to form linear gap seals where gaps are present in wall and floor constructions and linear joint seals where wall and floor constructions abut.
- 2) The ROKU® AC Sealant is supplied in liquid form contained within 310 ml cartridges. The sealant is gunned into the aperture in the separating element/elements and around the service or services, to a specified depth utilising mineral fibre insulation backing material.
- 3) ROKU® AC Sealant contains no carcinogenic substances or mutagenic substances, flame retardants or antimicrobiological agents.
- 4) The applicant has submitted a written declaration that ROKU® AC Sealant does not contain substances which have to be classified as dangerous according to Directive 67/548/EEC and Regulation (EC) No 1272/2008 and listed in the "Indicative list on dangerous substances" of the EGDS - taking into account the installation conditions of the construction product and the release scenarios resulting from there.

In addition to the specific clauses relating to dangerous substances contained in this European technical Assessment, there may be other requirements applicable to the products falling within its scope (e.g. transposed European legislation and national laws, regulations and administrative provisions). In order to meet the provisions of the Construction Products Regulation, these requirements need also to be complied with, when and where they apply.

2 Specification of the intended use(s) in accordance with the applicable European Assessment Document (hereinafter EAD)

Detailed information and data are given in Annex A.

The intended use of system ROKU® AC Sealant is to reinstate the fire resistance performance of gaps in and joints in and between flexible wall and rigid wall constructions, gaps in and joints between rigid floor constructions.

- 1) The specific elements of construction that the system ROKU® AC Sealant may be used to provide a gap or joint seal in, are as follows:

Flexible walls: The wall must have a minimum thickness of 10 mm and comprise steel studs lined on both faces with minimum 2 layers of 12.5 mm thick boards.

Rigid walls: The wall must have a minimum thickness of 150 mm and comprise concrete, aerated concrete or masonry, with a minimum density of 650 kg/m³.

Rigid floors: The floor must have a minimum thickness of 150 mm and comprise aerated concrete or concrete with a minimum density of 650 kg/m³.

The supporting construction must be classified in accordance with EN 13501-2 for the required fire resistance period.

- 2) The system ROKU® AC Sealant may be used to provide a linear joint or gap seal with specific supporting constructions and substrates (for details see Annex A).
- 3) The maximum permitted joint/gap width for system ROKU® AC Sealant is 100 mm
- 4) The maximum movement capability of system ROKU® AC Sealant is $\leq 7.5\%$
- 5) The provisions made in this European Technical Assessment are based on an assumed working life of the ROKU® AC Sealant of 10 years, provided that the conditions laid down in the product data sheet regarding packaging/transport/ storage/installation/use/repair are met. The indications given on the working life cannot be interpreted as a guarantee given by the producer but are to be regarded only as a means for choosing the right products in relation to the expected economically reasonable working life of the works.

Use Category

Type Z₂: Intended for uses in internal conditions with humidity lower than 85 % RH excluding temperatures below 0°C, without exposure to rain or UV.

3 Performance of The Product And References To The Methods Used For Its Assessment

Product-type: Sealant		Intended use: Linear Joint & Gap Seal	
Essential characteristic		Performance	
Safety in case of fire			
Reaction to fire		Class F	
Resistance to fire		Annex A	
Hygiene, health and environment			
Air permeability (material property)		No performance assessed	
Water permeability (material property)		No performance assessed	
Release of dangerous substances		Declaration of manufacturer	
Safety in use			
Mechanical resistance and stability		No performance assessed	
Resistance to impact/movement		No performance assessed	
Adhesion		No performance assessed	
Protection against noise			
Airborne sound insulation		Rw(C;C _{tr})= 40 (-3;-8) dB*	
Impact sound insulation		No performance assessed	
Energy economy and heat retention			
Thermal properties		No performance assessed	
Water vapour permeability		No performance assessed	
General aspects relating to fitness for use			
Durability and serviceability		Z ₂	

* At 12.5 mm depth

4 Assessment and verification of constancy of performance (hereinafter AVCP) system applied, with reference to its legal base

According to the decision 1999/454/EC of the European Commission the system of assessment and verification of constancy of performance (see Annex V to the Regulation (EU) No 305/2011) given in the following table apply:

Product(s)	Intended use(s)	Level(s) or class(es)	System(s)
Fire stopping and Fire Sealing Products	For fire compartmentation and/or fire protection or fire performance	Any	1

5 Technical details necessary for the implementation of the AVCP system, as provided for in the applicable EAD

Technical details necessary for the implementation of the AVCP system are laid down in the control plan deposited at ETA-Danmark A/S prior to CE marking

Issued in Copenhagen on 2021-01-03 by



Thomas Bruun

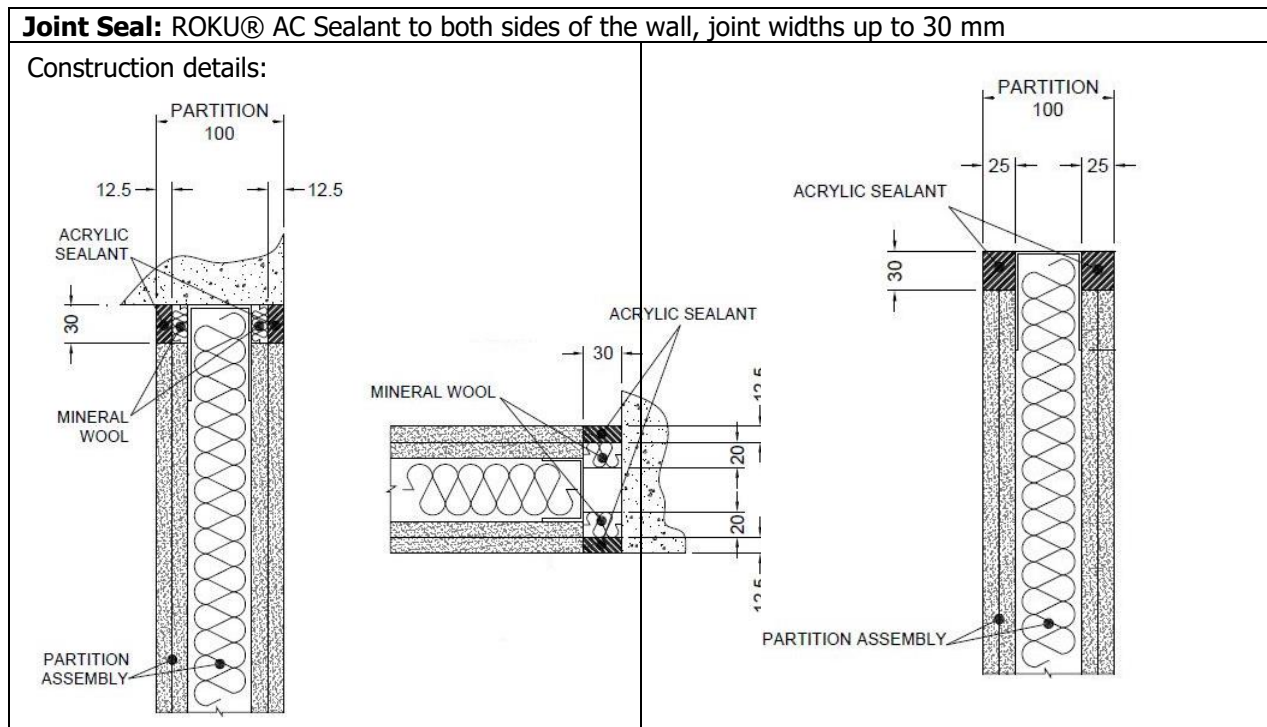
Managing Director, ETA-Danmark

Annex A

Resistance to fire classification

A.1 Flexible wall constructions according to 1.2.1 with wall thickness of minimum 100 mm

A.1.1 Linear joint seals, between head of flexible wall and soffit of concrete floor and vertical end of flexible wall and concrete wall



A.1.1.1

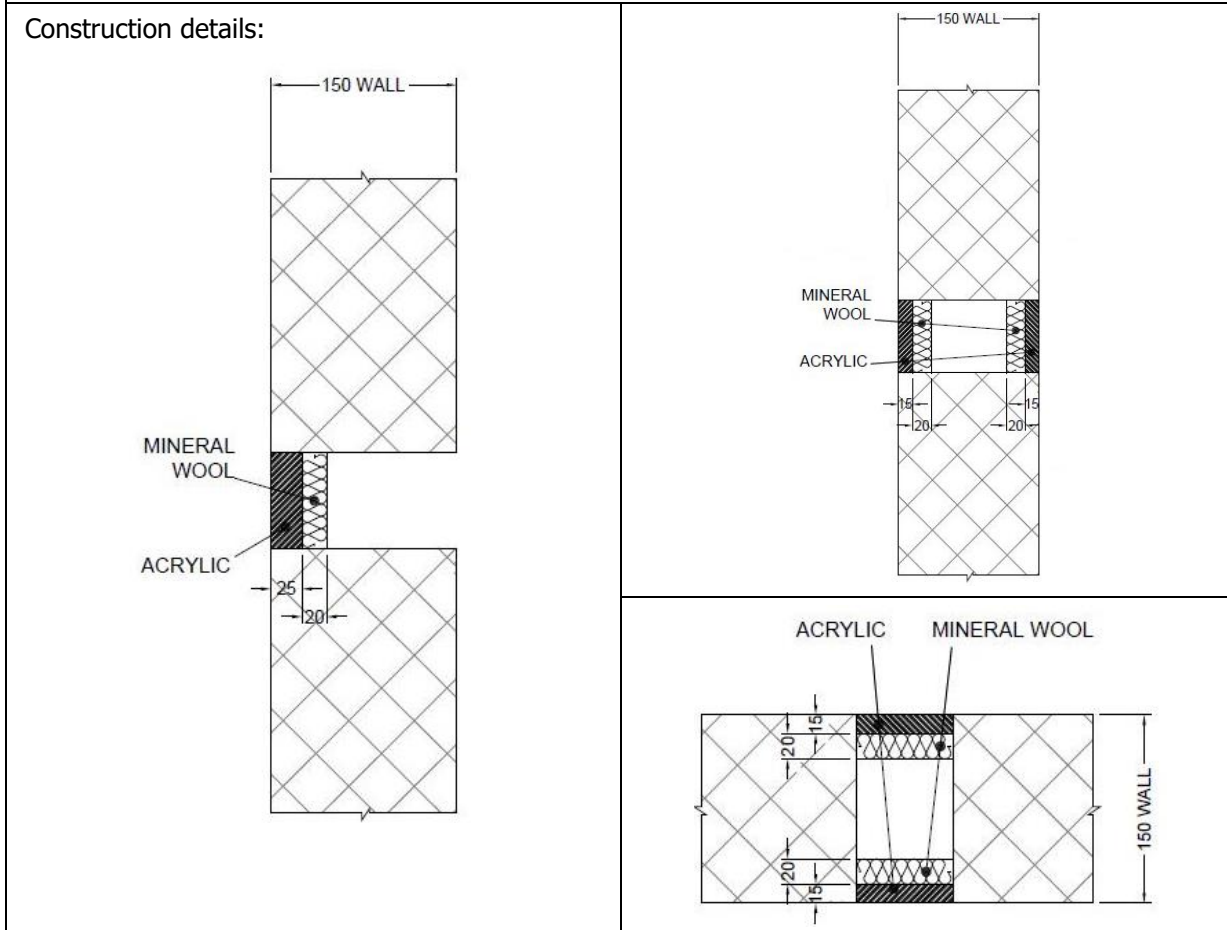
Substrate	Depth (mm)	Backing	Classification
Plasterboard / concrete	12.5 min.	12.5 mm Stone wool 35 kg/m ³ plus 50 mm steel partition head track	EI 120 – T – X – F – W 00 to 30
		20 mm Stone wool 35 kg/m ³ *	EI 120 – V – X – F – W 00 to 30
	25 min.	50 mm steel partition head track	EI 120 – T – X – F – W 00 to 30

* Maximum partition/wall height of 3 metres

A.2 Rigid wall constructions according to 1.2.1 with wall thickness of minimum 150 mm

A.2.1 Linear joint or gap seal, between head of rigid wall and soffit of concrete floor / between rigid walls

Joint Seal: ROKU® AC Sealant to either side (or any position between) or both sides of the wall, joint widths up to 30 mm



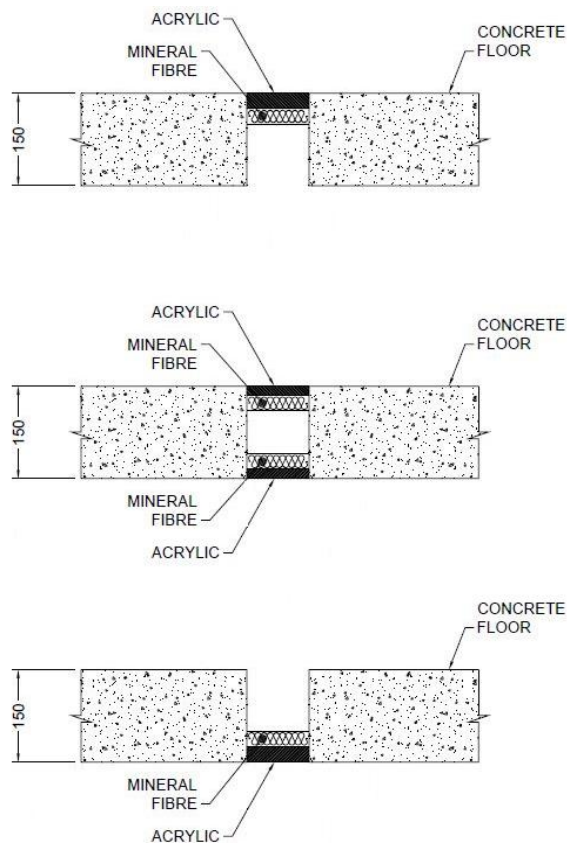
A.2.1.1

Substrate	Depth (mm)	Backing	Classification
masonry/ concrete	25 min. (one side)	20 mm Stone wool 40 kg/m ³	E 240 – T – X – F – W 00 to 30 EI 60 – T – X – F – W 00 to 30
	15 min. (both sides)		EI 240 – V – X – F – W 00 to 30 EI 240 – T – X – F – W 00 to 30

A.3 Rigid floor constructions according to 1.2.1 with floor thickness of minimum 150 mm**A.3.1 Linear joint or gap seal, between floor slabs or between floor slab and wall with sealant to the top face of the floor only**

Joint Seal: ROKU® AC Sealant to either side (or any position between) or both sides of the floor, joint widths up to 100 mm

Construction details:

**A.3.1.1**

Substrate	Depth (mm)	Backing	Classification
masonry/ concrete	25 min. (any position)	25 mm AES Fibre $\geq 128\text{kg/m}^3$	E 120 – H – X – F – W 00 to 100 EI 60 – H – X – F – W 00 to 100
	25 min (top face)		EI 180 – H – X – F – W 00 to 100
	15 min. (both sides)	25 mm Stone wool 40 kg/m^3	EI 120 – H – X – F – W 00 to 100
		25 mm Stone wool 140 kg/m^3	EI 180 – H – X – F – W 00 to 100